


# Strategies and Hands-on Activities for Teaching Sight Words




Presented by  
Sheri Moore-Change




# What are sight words?




- Sight words are words that are recognized instantly and without any analysis.






- Many **sight words** can't be sounded out because they don't follow decoding rules.






- Sight words are high frequency words - the words most frequently occurring in reading materials.




# Why do we teach sight words?



- Students who learn sight words have a good base for beginning reading instruction.



# When do we teach sight words?



- Sight word instruction usually begins in kindergarten and continues into first and second grade, although struggling readers continue learning sight words beyond second grade.


Kindergarten

Second Grade

First Grade



# Two Sight Word Lists Used by Teachers




- The Dolch Basic Word List
- The Fry Instant Word List



# The Dolch Basic Word List

- Consists of 220 high frequency words






# The Dolch Basic Word List



- Comprise approximately 50% - 75% of all the words found in reading materials




# The Fry Instant Word List



- Consists of 1000 words which are divided into 10 groups of 100 words



# The Fry Instant Word List



- First 300 words make up approximately 60% of the words found in reading material



# Common Sight Word Practices

- Flashcard drills
- Word list drills
- Word walls







- Introduce new sight words



How do I  
teach  
sight  
words?





- Show the word
- Read the word
- Have your Child Repeat the word
- Spell the word
- Spell the word together







- Child Spells the word
- Use the word in a phrase or sentence
- Child Repeats phrase or sentence
- Student Repeats the word





# Drill and Practice



Do I always  
teach **sight**  
**words** the  
same way?



Will my Child  
enjoy sight  
words routines?




# How can I make sight word practice more enjoyable?



- Presenting words within an enjoyable context
- Engaging students in fun, hands-on activities that teach sight words & other skills






- Reinforce learned sight words and provide reading practice





- **Assess** sight word retention






- **Integrate** language skills
  - Antonyms
  - Synonyms
  - Homophones
  - Parts of speech
  - Same double consonant words
  - Word family words
  - Beginning sounds and vowel sounds



# We Are Opposites



We are opposites,  
And I'll tell you more!  
I say **after**,  
And you say **before**.


I look **up**,  
And you look **down**.  
I like to walk,  
You **run** to town.



I think it's **hot**,  
You think it's **cold**.  
I say it's **new**,  
You say it's **old**.


I come **in**,  
And you go **out**.  
We are opposites,  
Let's give a shout!

We are opposites  
It's like I said before.  
Think of your own.  
If you want any more!





# Opposites Pyramid



## Objective

- ❖ to identify and read the antonym of a given **sight word**



# Activity #2

## We Are Opposites



### Setup


1. One copy of *Opposites Pyramid* page per child



# Setup

2. Write sight words on the board:

black	on	start	to	good
after	give	yes	up	all
out	new	under	hot	first
little	bring	come	do	full
run	always	long	light	sit
full	far	clean	right	fast




# Activity #2

## We Are Opposites





### Setup

3. Write opposites on index cards and place in a paper bag.



Print the **sight words** on flashcards for practice in isolation. Hang the cards around your home and take walks for practice in context.



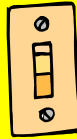


Have your child print **sight words** on index cards and create individual sight word banks.





Create a word wall and **USE** it!



# Scholastic Teaching Resources

by  
Deborah Ellermeyer

